

Evaluation of IT Service Management (ITSM) Using e-GovQual Dimensions

Case Study Regional Office Ministry of Law and Human Rights DIY

Taufiq Effendy Wijatmoko¹, Maria Ulfah Siregar²

^{1,2}Informatics Department Graduate Program, Faculty of Science and Technology
State Islamic University of Sunan Kalijaga Yogyakarta

¹Ministry of Law and Human Rights DIY

¹taufiq.ew@gmail.com, ²maria.siregar@uin-suka.ac.id

Article History

Received Jan 31st, 2020

Revised Aug 22nd, 2020

Accepted Aug 24th, 2020

Published Dec, 2019

Abstract— Along with the increasing need for services in organizations, especially in the field of Information Technology (IT), the IT paradigm, which initially only focused on data processing and manipulation, has now shifted to strategic planning and IT services. IT Service Management (ITSM) is an information technology system management method that seeks to align IT with business needs to manage the provision of efficient IT services with quality assurance. Public services cannot be separated from the role of information technology to provide services that are fast, cheap, effective, and reliable to the public. This study was conducted to assess the quality ITSM using the e-GovQual dimensional framework as a best practice. This study includes quantitative research involving some respondents for the survey. This research question based on the dimensions of e-Govqual and represent the attributes of each dimension of e-GovQual to assess the quality of ITSM at the Ministry of Law and Human Rights DIY e-Government. The question must pass the validation test using Cronbach's α . The processing of data using confirmatory factor analysis to obtain the main factors that affect each of the dimensions of e-GovQual. The Importance Performance Analysis (IPA) method helps e-Govqual to measure the level of importance and level of performance of each e-Govqual attribute by classifying it in the Cartesian quadrants (concentrating here, keep up the good work, low priority, and possible overkill), which can help ensure the quality of ITSM according to the performance and importance of citizens as a service user. The results of this study are expected to give priority as a recommendation for Information and Communication Technology to the development of ITSM to improve service quality. With Information Technology Infrastructure Library (ITIL) as the best practice ITSM framework, especially the domain service transition, the Ministry of Law and Human Rights DIY are expected to get a roadmap and blueprint for the utilization and implementation of Information Technology in the government sector for public services.

Keywords— *e-Government; e-GovQual; ITSM; IPA; ITIL*

1 INTRODUCTION

The level of service quality can be measured by various methods of measuring service quality. Quality of IT service places more emphasis on the word service user, service, quality, and level. Required methods that can be used to measure the level of IT service quality. One method for measuring service quality is e-Government Quality (e-GovQual)[1]. Before approving e-GovQual, in previous years, the most common quality of service was approved using the Servqual method or service quality. Servqual developed by Parasuraman in 1988 Support has the ability to achieve the best grades. Servqual refers to five dimensions of measurement; reliability, responsiveness, assurance, tangibles, and empathy. Consumer ratings are conceptualized as what consumers expect from services and the value consumers give for services that are actually received[2].

Stuart Barnes developed the Webqual method in 2000. Webqual is one of the quality measurement methods shown to measure website quality. Webqual measurement technique is done based on the perception of the end user. Webqual is a further development of the Servqual method.[2] Websqual is used to measure internal websites such as; integrated service center, human resource services, etc.

Slightly different from Webqual or Servqual, e-GovQual is more devoted to measuring the quality of government-based electronic services or e-Government. e-GovQual is a service quality measurement concept in terms of electronic services that focus on government sites or portals[1]. Papadomichelaki in his discovery divides the e-GovQual measurement scale into four dimensions, namely; efficiency, trust, reliability, and citizen support. Researchers to measure service quality will use these dimensions in the e-GovQual method by using the attributes that exist in the four dimensions of e-GovQual as measurement variables in research. When the value of each e-GovQual attribute has been found, a method is needed to measure the importance and performance level of each attribute. Importance Performance Analysis (IPA) is a data analysis method that is expected to find out how the quality of e-Government services at the Ministry of Law and Human Rights DIY. The Importance Performance Analysis approach is depicted in a Cartesian diagram consisting of the X-axis representing the level of performance and the Y-axis representing the level of importance. With the help of Importance Performance Analysis (IPA), it can be found how the value of these attributes, whether classified as concentrate here; keep up the good work, low priority, or possible overkill.

The increasing need for quality IT services provided by the government encourages every government agency to strive to meet these needs through a process of transformation towards e-Government. Through the e-Government transformation process, government agencies can optimize and utilize the advancement of Information and Communication Technology (ICT) to provide the widest access to information and services that are public demands. This is also the implication of the rapid development of ICT and its potential for widespread use in the era of globalization.

This change requires a government that is clean, transparent and able to respond effectively to the demands of change. The government must be able to utilize the potential of Information and Communication Technology to improve the ability to process, manage, distribute and distribute quality information and services to the public. In turn, all government institutions, the public and the business world are able to make optimum use of government information and services[3].

In the implementation of the government sector required factors that will be the key success factors (CSF) of e-Government implementation. These success factors are key areas that must be accommodated by government agencies to support the successful implementation of e-Government and one of the key success factors (CSF) that has been successfully formulated is quality service[3]. Therefore, the quality of IT services provided by the government through e-Government becomes important to be considered and continuously improved where fast and transparent services are expected to reduce processing time and costs. Quality public services are part of good governance[3].

Several studies have conducted about IT service quality measurement and analysis activities such as research that measures the quality of Ogan Ilir District Government website based on the user's perspective. The study uses the Webqual (Web Quality) method to find out what factors contribute to the quality of the website. The results showed that the dimensions of Webqual namely information quality, service interaction quality and usability had a significant and positive effect on website quality[4]. Another research to assess the quality of e-Government services using the e-GovQual dimension at the Ministry of Communication and Information. The e-GovQual instrument is modified and adapted to organizational conditions so that it represents e-Government in the Ministry of Communication and Information. In this study, the Confirmatory Factor Analysis approach is used to obtain the most dominant factors in the results of website quality assessment through Communalities values. The results showed that all of the indicator variables measured were evidently not entirely satisfying or meeting public expectations. Recommendations are given on several dimensions to improve the quality of e-Government implementation in the Ministry of Communication and Information[5].

IT Service Management (ITSM) has been established to manage complex environments by combining several different methods. IT Service Management (ITSM) is an information technology system management method that seeks to align IT with business needs to manage the provision of efficient IT services with quality assurance[6]. ITIL (Information Technology Infrastructure Library) is one of the Frameworks in ITSM, ITIL becomes a Framework which is popular / widely used in ITSM field research and is currently very popular among IT managers[6]. ITSM has the potential to positively influence the effect of IT on business. For example, researchers have found that there is a relationship between IT service management and service quality and customer satisfaction. ITIL is a 'best practice' framework for managing IT services, which can be adapted to any business environment. ITIL introduces a systematic



methodology in managing IT services in organizations. ITIL is a high-level IT governance framework that describes how to achieve successful IT operational service management in an organization.

The Ministry of Law and Human Rights DIY provides public services in the DIY region including correctional services, immigration services, general legal administration services, intellectual property services, and other office administration services. None of these services can be separated from the role of information technology to provide services that are fast, cheap, effective and reliable to the public.

As one of the requirements to get the *WBK (Wilayah Bebas dari Korupsi)* title for the Ministry of Law and Human Rights DIY is to increase public satisfaction with services. Based on that background, this study has a purpose to evaluate the quality of ITSM in the Ministry of Law and Human Rights DIY using the e-GovQual approach. The e-GovQual instrument was developed to measure the quality of services provided by the government through websites from a public perspective.

This research was the extended version of our previous work that evaluates the general service quality of e-government [7]. The purpose of this research was to narrow the analysis to focus on evaluating the e-government IT Service Management to improve government services.

2 METHOD

2.1 Research methodology

The methodology used in this study has several stages of research that are in Figure 1. This research will first conduct a literature study on matters related to this research such as, e-Government, quality of services, and Importance Performance Analysis. After that, the data collection process will be carried out using the attributes of the e-GovQual method as in Figure 1.

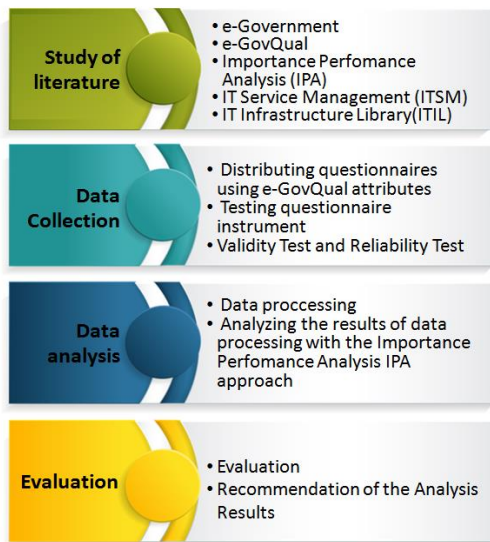


Figure 1 Research Methodology Workflow

The method used in this study is a survey aimed at public municipal government Regional Office of the Ministry of Law and Human Rights DIY to know public perceptions of the quality of ITSM provided. The tool used is a questionnaire designed based on an e-GovQual approach to measure perceived quality of ITSM based on six dimensions such as efficiency, trust, reliability, citizen support, content & appearance of information and functionality of the interaction environment. Thus, it can be obtained whether the service provided by the government has met citizen need or expectation. The questionnaire was design on the e-GovQual framework consisting of four dimensions and 20 indicators.

E-GovQual is a framework developed to measure public perceptions of the quality of services from websites or e-Government portals[1]. We use e-GovQual because this framework can compare between user expectations and performance very well. E-Government portal is a media where people could obtain information or services needed. The e-GovQual model surveys large number of literature related to website quality and e-service quality. The study found several service quality attributes might be applicable for e-Government while on the other hand there are attributes that are only appropriate for some attributes suitable for e-Government.

2.2 Method of Collected Data

Data collected by conducting a survey in the form of a questionnaire using the attributes of the e-GovQual dimension as a research variable. E-GovQual is a model developed to measure people's perception of service quality from e-Government websites or portals[3]. An e-Government website or portal is a place where people can get information or services [1]. E-Government Quality (e-GovQual) which will be used in this study has 4 dimensional scales that are used as factors for measuring the quality of e-Government services. Figure 2 shows the 4 dimensions of the e-GovQual model, namely:

- 1) *Efficiency (EF)*: the value of the variable is seen from the level of service convenience. There are six attribute.
- 2) *Trust (TR)*: the value of the variable is seen from the level of consumer confidence in using services. In this dimension, there are four attribute.
- 3) *Reliability (RE)*: the value of a variable is seen in terms of the usability or service capabilities (accessibility, availability, and accuracy) provided. There are five attributes.
- 4) *Citizen Support (CS)*: the value of the variable is seen from how the ability of services can help consumers to solve their problems. In this dimension there are five attributes.



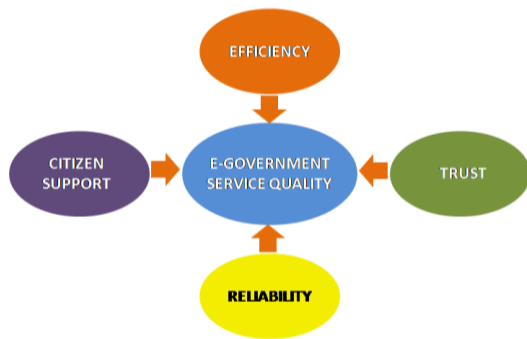


Figure 2 Dimensions of e-GovQual

The e-GovQual scale into 20 pieces of attributes in 4 main scale dimensions of the measurement of the quality of e-Government services as in Table 1. These attributes are used as variables in this research questionnaire.

Table 1 Atribut in the E-Govqual Dimension

No	Item
1	e-Government site address is easy to remember (EF1)
2	The information displayed is update (EF2)
3	This e-government site's sitemap is well organized (EF3)
4	This e-Government site's structure is easy to follow (EF4)
5	This e-government site's search engine is effective (EF5)
6	The information displayed is appropriate detailed (EF6)
7	Data provided by users are archived securely (TR1)
8	Acquisition of username and password is secure (TR2)
9	Data provided are used only for the reason submitted(TR3)
10	Maintain the confidentiality of the use of personal data (TR4)
11	This site is available and accessible whenever you need it (RE1)
12	This e-Government site provides services in time (RE2)
13	e-Government site's pages are downloaded quickly enough (RE3)
14	This site works properly with your default browser (RE4)
15	The ability to perform promised services accurately (RE5)
16	Employees showed a sincere interest in solving problem (CS1)
17	Employees have the knowledge to answer users' questions (CS2)
18	Employees give prompt replies to users inquiries (CS3)
19	Employees can convey trust and confidence (CS4)
20	There is contact information (CS5)

There are 20 variables of quality assessment of e ITSM that will be used in this study. The attributes are the key that will be used to assess the extent to which users of public services feel e-Government service quality. In other words, this research will find out how far the level of satisfaction of service users with e-Government services, and how is the compatibility between the performances of e-Government services with the level of interest of citizens in using e-Government services.

2.3 IT Service Management (ITSM)

IT Service Management is a set of processes for reporting, planning and reporting performance and reviewing related decisions, which establishes control and performance metrics regarding IT investments, public services and new authorizations or changes and compliance with regulations, laws and organizational policies.

As part of the Electronic Based Government System, the IT Service Management structure, relational processes and mechanisms allow IT and government to fulfill their responsibilities in supporting the alignment of IT and public services.

IT Service Management is used to direct and manage IT initiatives to ensure that performance meets the following objectives:

- 1) Align IT investment and priorities in government administration
- 2) Manage, evaluate, prioritize, fund, measure and monitor demand for IT services and work results, in a more consistent and repeatable manner to optimize services
- 3) Responsible and efficient use of resources and assets
- 4) Ensure that there is a plan, budget, and commitment to IT utilization
- 5) Establish and explain accountability and decision rights
- 6) Manage risk, change and possibility proactively
- 7) Improve organizational IT performance, compliance, maturity and employee development
- 8) Improve services to the community in a fast, effective and responsive manner.

Currently, government agencies as IT service providers must consider the quality of the services they provide and focus on relations with the public. ITSM can be a guide for IT service processes in organizations, so that alignment between IT and public services can be realized.

ITIL (Information Technology Infrastructure Library) is one of the Frameworks in ITSM, ITIL becomes a Framework which is popular/ widely used in ITSM field research and is currently very popular among IT managers. ITIL is a 'best practice' framework for managing IT services, which can be adapted to any business environment. ITIL introduces a systematic methodology in managing IT services in organizations. ITIL is a high-level IT governance framework that describes how to achieve successful IT operational service management in an organization. ITIL explains how to provide quality IT services to meet public needs. ITIL is built into five main components, namely: *Service Strategy*, *Service Design*, *Service Transition*, *Service Operation*, and *Continual Service Improvement (CSI)*.

2.4 IPA Approach

The Importance Performance Analysis (IPA) approach is used during the data analysis process in this study. Importance Performance Analysis (IPA) is an easy method applied to identify which attributes should be improved to add the average value of community satisfaction as expected[8]. The basis of



science is the level of performance and level of importance. These two bases will show the level of community satisfaction with public services carried out at the Ministry of Law and Human Rights DIY.

To answer the problems in this study, an analysis process is needed that can assess the level of conformity between the expectations of service users and the performance of public services, namely Importance Performance Analysis (IPA)[9]. Questionnaire data that has been collected using the e-GovQual approach will be analyzed by the IPA method to determine the quality level of e-Government services based on the perspective of service users.

The analysis carried out in the IPA is the suitability level analysis, gap level analysis and quadrant analysis by mapping the priority scale to each quadrant according to the perspective of interest and performance produced[3]. After that, it can determine recommendations for priority attributes. The results of the IPA analysis by calculating the average value (mean) of each attribute in each dimension of e-GovQual. GAP analysis between service performance and interests shows in general the actual service performance[3].

The IPA approach is depicted in a Cartesian diagram consisting of the X-axis representing the level of performance and the Y-axis representing the level of importance. In Figure 3, there are four quadrants, namely:

- 1) Concentrate here (quadrant A): This quadrant shows aspects or attributes that are considered to affect customer satisfaction including service elements that are considered very important, but have not been implemented according to customer expectations. As a result the service is disappointing or the customer is not satisfied. Services in this quadrant are the organization's top priority for improvement.
- 2) Keep up the good work (quadrant B): This quadrant indicates that the service has been successfully provided by the organization and is considered to have satisfied the customer or met customer expectations. Service in this quadrant is considered important by the customer so that quality must be maintained.
- 3) Low priority (quadrant C): The government is considered low in providing services, but service users do not consider the features of the service to be very important. So the expectation value is low and the performance value is also low. This means that there are attributes that are lacking but do not need more attention,
- 4) Possible overkill (quadrant D): This quadrant shows aspects that affect customers are less important but in excessive implementation. The resources used need to be transferred to services that are considered more important such as quadrant A and quadrant B[8].
- 5)



Figure 3 Quadrant in Importance Performance Analysis (IPA)

3 RESULT AND DISCUSSION

3.1 Result

Based on the survey conducted, the questionnaire was distributed to 120 respondents who used the Ministry of Justice and Human Rights DIY services. Selected respondents meet the criteria of people who have used e-Government websites to search for information or services. Data collection was carried out from December 2019 until June 2020. The data that can be processed are only 116 questionnaires were incomplete data will not be included in the analysis process. Figures 4-6 show statistics about respondents based on gender, age and education level.

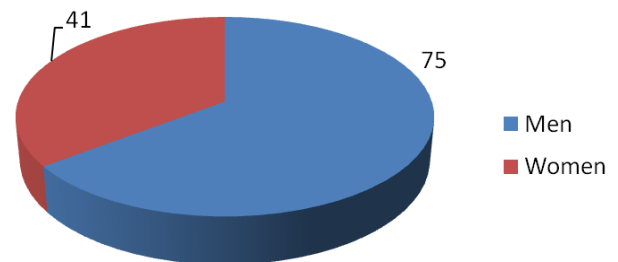


Figure 4 Respondent statistics by gender

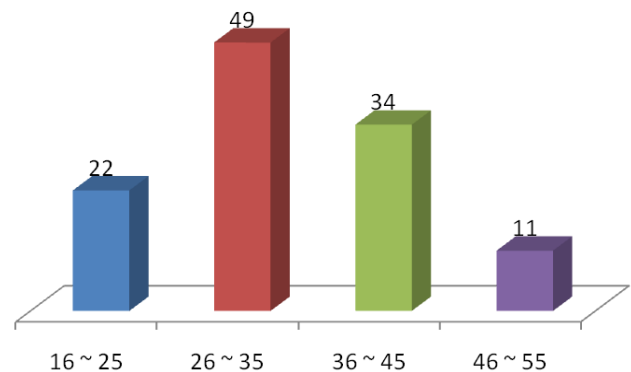


Figure 5 Respondent statistics by age





Figure 6 Respondent statistics by education level

Before the results of the questionnaire data are processed and analyzed, the validity and reliability of the questionnaire will be tested first. The instrument is said to be valid and reliable if the instrument can measure data accurately and the measurement results are consistent if it is repeated. An instrument is said to be good if it is valid and reliable. Validity consists of content validity, construct, empirical. Criteria for a valid or invalid item are based on *r*-table and *r*-count values. The results of the validity and reliability tests can be presented in Table 2 and Table 3 as follows:

Table 2 Validity Testing

Variable	r
<i>Efficiency Dimension</i>	
e-Government site address is easy to remember (EF1)	0.591
The information displayed is update and fresh (EF2)	0.544
This e-government site's sitemap is well organized (EF3)	0.676
This site's structure is clear and easy to follow (EF4)	0.590
This e-government site's search engine is effective (EF5)	0.594
The information displayed is appropriate detailed (EF6)	0.792
<i>Trust Dimension</i>	
Data provided by users are archived securely (TR1)	0.718
Acquisition of username and password is secure (TR2)	0.738
Data provided are used only for the reason submitted (TR3)	0.696
Maintain the confidentiality of the use of personal data (TR4)	0.780
<i>Reliability Dimension</i>	
Site is accessible whenever you need it (RE1)	0.696
This e-Government site provides services in time (RE2)	0.612
Pages are downloaded quickly enough (RE3)	0.722
This site works properly with your default browser (RE4)	0.647
The ability to perform promised services accurately (RE5)	0.772
<i>Citizen Support Dimension</i>	

Employees showed a sincere interest in solving problem (CS1)	0.741
Employees have knowledge to answer users' questions (CS2)	0.798
Employees give prompt replies to users inquiries (CS3)	0.804
Employees can convey trust and confidence (CS4)	0.712
There is contact information (CS5)	0.703

The results of the instrument validity and reliability test for 116 respondents where *r* count (corrected item-total correlation) must be greater than *r* table ($r \text{ count} > r \text{ table}$) and *r* table for 116 respondents is 0.181. From table 2, it can be seen that in the Corrected Item-Total Correlation column, each variable value is more than 0,181. Thus, it can be said that all questionnaire variables are said to be valid because they meet the minimum requirements (> 0.181). Cronbach Alpha used a combined item consistency reliability for dichotomous item scores and successive item political scores. In addition, the results of reliability testing using Cronbach Alpha (> 0.6) per dimension and all dimensions are as follows:

Table 3 Reliability Testing

Dimension	Cronbach's Alpha	Amount of Variables
Efficiency	0.832	6
Trust	0.896	4
Reliability	0.846	5
Citizen Support	0.878	5

Seeing the results of the validity tests in Table 2 and the reliability tests in Table 3, the results of the questionnaire can be continued in the Importance Performance Analysis process. As mentioned previously, the data from the questionnaire using the e-GovQual approach will be analyzed with the help of IPA (Importance-Performance Analysis) to determine the quality of e-Government services of the Ministry of Law and Human Rights DIY based on the perspective of the user or the public. Furthermore, what is the level of conformity between perceived performance and actual public expectations of e-Government services. The results of the IPA analysis are done by calculating the average value (mean) of each item measured related to service quality that can be presented in Figure 4. Based on Figure 4 it can be seen that in general for each measurement item, the gap between performance and expectations has a negative value with a range between -0.049 to 0.000. This means that the quality of e-Government services perceived (perception) of respondents can be said to have not met what was expected by the public.

After obtaining the value of performance and interests in each attribute, it is necessary to do the process of mapping the results into the perspective of performance and interests according to its quadrant with the Importance Performance Analysis (IPA), so that the results obtained as in Figure 7.



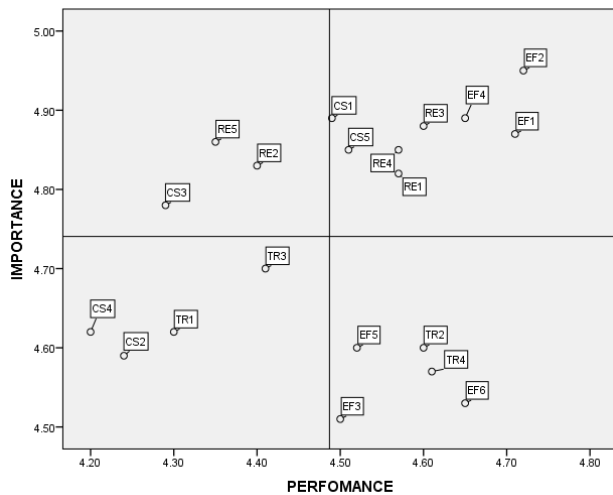


Figure 7 Calculation Results with IPA Method

With the IPA analysis as shown in Figure 4, it can be explained which service factors need to be improved as follows:

3.1.1 Quadrant A (Concentrate here)

Quadrant A are the main priority factors for improving the quality of e-Government services based on public perspectives because these factors are considered important by the public but their performance is still felt to be less or not meeting expectations. The attributes contained in quadrant A, namely:

1. *Employees give prompt replies to users inquiries*
2. *This e-Government site provides services in time*
3. *The ability to perform promised services accurately*

3.1.2 Quadrant B (Keep up the good work)

The attributes contained in quadrant B, namely:

1. *e-Government site address is easy to remember*
2. *The information displayed is update and fresh*
3. *This site's structure is clear and easy to follow*
4. *This site is accessible whenever you need it*
5. *Pages are downloaded quickly enough*
6. *This site works properly with your default browser*
7. *Employees showed a interest in solving problem*
8. *There is contact information*

3.1.3 Quadrant C (Low priority)

The attributes contained in quadrant C, namely:

1. *Data provided by users are archived securely*
2. *Data provided are used only for the reason submitted*
3. *Employees have the knowledge to answer questions*
4. *Employees can convey trust and confidence*

3.1.4 Quadrant D (Possible overkill)

Quadrant D are factors of public service that are considered less important by the public but are in fact given too much by the government. Thus, this causes services to be inefficient because the available resources are focused on improving the performance of public services. The attributes contained in quadrant D, namely:

1. *This e-government site's sitemap is well organized*
2. *This e-government site's search engine is effective*
3. *Acquisition of username and password is secure*
4. *Maintain the confidentiality of the use of personal data*
5. *The information displayed is appropriate detailed*

Based on the mapping of the quality factors of e-Government services above, it can help the government especially the Regional Office of the Ministry of Law and Human Rights DIY to make improvements based on priority scale especially the factors of service quality that are still weak but are considered important by the public. Recommendations for improvement will be given to the attributes that are in quadrant A, so the attributes that need to be improved include:

1. *Employees give prompt replies to users inquiries*
2. *This e-Government site provides services in time*
3. *The ability to perform promised services accurately*

3.2 Discussion

Based on the results of this study, the Ministry of Law and Human Rights DIY generally meeting user expectations about the quality of e-Government services, there are only three variables that need to be refined.. The obstacles include the limited number of human resources with the ability of Information Technology both in Regional Offices and at UPT. Some IT services need to be upgraded to increase citizen satisfaction. Information Technology training needs to be held for employees thoroughly so that all are able to support e-Government programs.

Recommendations to improve Information Technology Service Management in the Regional Office of the Ministry of Law and Human Rights in Yogyakarta can use the ITIL framework, especially the domain service transition, which provides services needed for operational use. Service Transition receives a design package from the service design stage and converts it into the required operational system. Service Transition focuses on implementing all aspects of the service, not just the application and how it is used under normal conditions. This stage should ensure that the service can operate in unusual and extreme conditions, and that help is always available when something goes wrong. In a service transition, there are processes in it, including:

- 1) *Transition Planning and Support.* In this process, plan and coordinate resources to ensure that the requirements in the service strategy have been effectively coded in the service design and realized in the service operation. In addition, to



identify, manage, and control the risk of failure and disruption in all transition activities. Planning for IT implementation at the DIY Regional Office of the Ministry of Law and Human Rights in the form of preparing an integrated service room (one-door service), a comfortable waiting room, a reliable IT system and competent service officers. These activities are expected to significantly enhance service provision capabilities to handle the high volume of change and customer base.

- 2) *Change Management*, ensuring that changes are recorded, evaluated, authorized, prioritized, planned, tested, implemented, documented and reviewed in a controlled manner. The purpose of the Change Management process is to ensure that standard methods are used efficiently and quickly in handling all changes, that all changes are recorded in the configuration management system and that overall business risk is minimized.
- 3) *Service Asset and Configuration Management*. SACM supports businesses by providing accurate information and control of all assets and relationships that make up an organizational infrastructure. The purpose of SACM is to identify, control, and quantify assets on service and configuration items, protect and ensure integrity throughout the service lifecycle. All assets, both computers and networks, are always controlled so that the system can run well, especially when it is used to serve citizens. Control and maintenance are carried out in order to avoid and control risks that may occur in the future.
- 4) *Release and Deployment Management*. This process includes the entire assembly of new service implementations for operational use from planning releases to early implementation support. Each new system that will be issued and operated in the Regional Office of the Ministry of Law and Human Rights, DIY will be designed as detailed as possible so that it can be implemented optimally to support the e-government program.
- 5) *Service Validation and Testing*. Testing is successful depending on how the service will be used and how the service is built. Before a new system is ready to be implemented, all service systems need to be properly tested, providing validation in accordance with service requirements. Validation is considered to reduce the risks that arise when the system has been implemented. Testing of the system is always done to minimize errors / bugs that occur so that the system is truly ready to use. The main objective of this process is to provide objective evidence that the new service supports services to the public.
- 6) *Evaluation*. Regular monitoring and evaluation is carried out to ensure that this service will be of great use to the agency's business and ensure that the service will continue and must be relevant by establishing the right metrics and measurement techniques. This process also considers inputs for service transitions to address the relevance of service design, transition approaches and the suitability of new services for actual operational and business environments. The entire evaluation and monitoring process needs to be

documented including planning, evaluation results, impacts, and predictions of IT service performance in the Regional Office of the Ministry of Law and Human Rights, DIY. Training needs to be carried out continuously for employees, especially service and IT officers so that they can upgrade their competencies.

4 CONCLUSION

The study was conducted to see the quality of e-Government service in the Regional Office of the Ministry of Law and Human Rights DIY using the e-GovQual approach which consists of 4 dimensions, namely efficiency, trust, reliability, and citizen support with a total of 20 valid measurement variables and reliable.

Analysis of the gap between service performance and public expectations shows that in general the performance of e-Government services has run very well even though there is still a slight gap between performance and expectations. From the results of the IPA analysis, it is found that there are 3 (three) e-Government service *Concentrate Here* factors which are the top priority for improvement. These factors are related to non-technological factors, namely Employees give prompt replies to users' inquiries, Maintain the confidentiality of the use of personal data, and the information displayed in this e-Government site is appropriate detailed.

Recommendations to improve Information Technology Service Management in the Regional Office of the Ministry of Law and Human Rights in Yogyakarta can use the ITIL framework, especially the domain service transition, which provides services needed for operational use. Service Transition receives a design package from the service design stage and converts it into the required operational system. Service Transition focuses on implementing all aspects of the service, not just the application and how it is used under normal conditions. This stage should ensure that the service can operate in unusual and extreme conditions, and that help is always available when something goes wrong.

Generally, can be concluded that the quality e-Government service based on user perspective was good enough and met the citizen needs or expectation according to e-GovQual framework. However, government institutions must continue to improve the quality of services to the public in order to realize good governance.

REFERENCES

- [1] X. Papadomichelaki and G. Mentzas, "E-GovQual: A multiple-item scale for assessing e-government service quality," *Gov. Inf. Q.*, vol. 29, no. 1, pp. 98–109, 2012, doi: 10.1016/j.giq.2011.08.011.
- [2] L. L. Berry, A. Parasuraman, and V. A. Zeithaml, "SERVQUAL: A multiple-item scale for measuring consumer perceptions of service quality," *J. Retail.*, vol. 64, no. 1, pp. 12–40, 1988, doi: 10.1016/S0148-2963(99)00084-3.
- [3] D. Napitupulu, "Jurnal Penelitian Pos dan Informatika ANALISA KUALITAS LAYANAN E-GOVERNMENT DENGAN PENDEKATAN E-GOVQUAL & IPA ANALYSIS OF E-



- GOVERNMENT SERVICES QUALITY BASED ON E-GOVQUAL & IPA APPROACH,” *J. Penelit. Pos dan Inform.*, vol. 6, no. 2, pp. 153–168, 2016.
- [4] C. Irawan, “Evaluasi Kualitas Website Pemerintah Daerah Dengan Menggunakan Webqual (Studi Kasus Pada Kabupaten Ogan Ilir),” *Sriwijaya Journal of Information Systems*, vol. 4, no. 2. 2012.
- [5] Wijaya, “Penilaian Kualitas Layanan E-Government Dengan Pendekatan Dimensi EGovqual dan Importance Performance Analysis (IPA) (Studi Kasus Pada Pemerintah Provinsi Nusa Tenggara Barat),” *J. Pengemb. Teknol. Inf. dan Ilmu Komput.*, vol. 2, no. 5, pp. 1794–1802, 2011.
- [6] J. Iden and T. R. Eikebrokk, “Implementing IT Service Management: A systematic literature review,” *Int. J. Inf. Manage.*, vol. 33, no. 3, pp. 512–523, 2013, doi: 10.1016/j.ijinfomgt.2013.01.004.
- [7] T. E. Wijatmoko, “E-Government Service Quality Using E-GovQual Dimensions Case Study Ministry of Law and Human Rights DIY,” in *Proceeding International Conference on Science and Engineering*, 2020, pp. 213–219, Accessed: Sep. 04, 2020. [Online]. Available: <http://sunankalijaga.org/prosiding/index.php/icse/article/view/500/475>.
- [8] F. De Jesus and H. Silva, “Importance-Performance Analysis As A Tool In Evaluating Higher Education Service Quality : The Empirical Results Of Estig (IPB),” pp. 306–315.
- [9] D. Herwanto, Z. F. Ikatrinasari, and E. N. S. Yuliani, “Integration Service Quality And Importance Performance Analysis Method In Improving Service Quality At SMK Plus Laboratorium Indonesia, Karawang,” *Int. J. Eng. Appl. Sci.*, vol. 2, no. 3, pp. 1–8, 2013.

